

marble
exclusive
collection



JEWELS

every slab is a masterpiece

J.

JEWELS

Marble
exclusive
collection

P 04

JK

JEWELS
special Kit

High-end
compositions

P 66

Js

JEWELS SUIT

Decorative
tailor-made
compositions

P 82

index

Marble exclusive collection	P 04
Collection overview	P 06
Product Specifications	P 08
High-End Compositions	P 66
Jewels Suit: tailor made compositions	P 82
Technical Data	P 124



Il fascino della pietra naturale, la precisione delle venature sottili, il realismo delle sfumature cromatiche, l'intensa armonia dei toni, si esprimono in una collezione esclusiva di marmi preziosi.

The charm of natural stone, the precision of fine veining effects, the realistic nuances of colour, the intense harmony of the shades, all expressed in an exclusive collection of fine-quality marbles.

Der Reiz von Naturstein, die Präzision zarter Äderungen, der Realismus der Farbnuancen, die intensive Harmonie der Farben kommt in einer exklusiven Marmorkollektion zum Ausdruck.

Le charme de la pierre naturelle, la précision des fines veinures, le réalisme des couleurs et l'intense harmonie des nuances s'expriment à travers une collection exclusive de marbres précieux.

La belleza de la piedra natural, la precisión de los veteados tenues, el realismo de los matices cromáticos y la intensa armonía de las tonalidades se expresan en una colección exclusiva de preciosos mármoles.

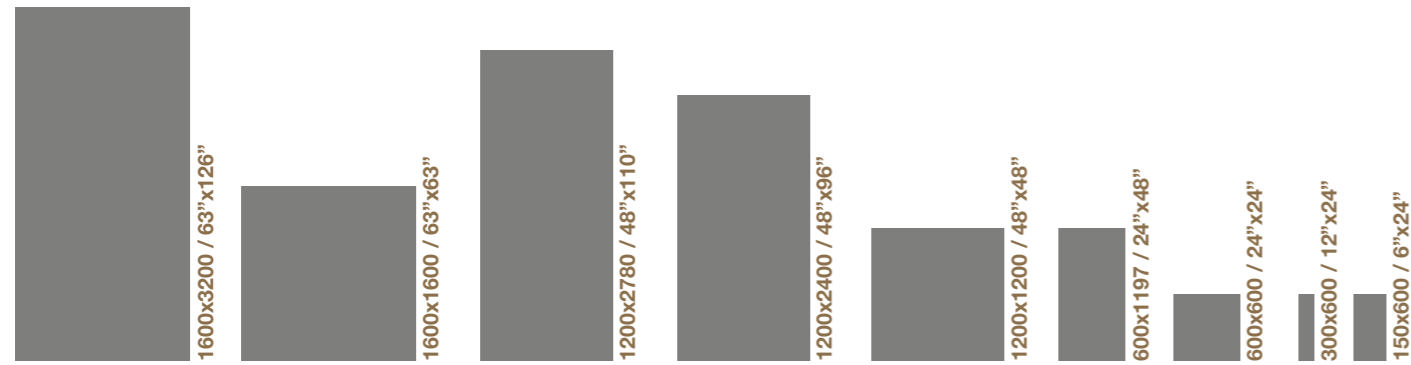
Очарование натурального камня, четкость тончайших прожилок, естественность цветовых оттенков и насыщенная гармония нюансов подчеркивают эксклюзивность мраморных плит коллекции.

天然石的魅力，纤细纹理的精确度，颜色的深浅渐变，色调的和谐浓郁，在这个独家系列中完美再现了名贵大理石的纹理。

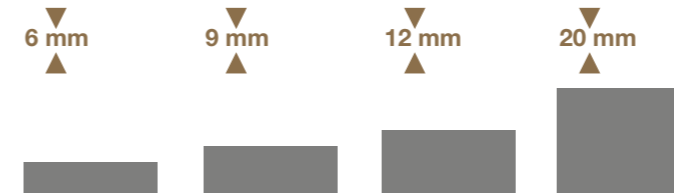


JEWELS

SIZES



THICKNESSES



FINISHES

- LUCIDA / GLOSSY
- NATURALE / NATURAL
- STRUTTURATA / STRUCTURED
- SILK

JW01
BIANCO
STATUARIO

JW12
STATUARIO
LUNENSIS

JW02
CALACATTA
REALE

JW09
ELEGANT
WHITE

JW18
TREVÌ

JW15
ONYXS

JW03
ROYAL

JW04
TRAVERTINO
CLASSICO

JW10
OPERA
BEIGE

JW05
EMPERADOR
SELECTED

JW11
BLACK
GOLD

JW17
MONLESS

JW19
SUPERWHITE

JW13
GIOIA
WHITE

JW14
STATUARIO
VENATO

JW16
RAYMI

JW20
ETHIMO

JW06
FUMO
DI LONDRA



J.

JEWELS

L'eleganza di finiture perfette

Rivestimenti e pavimenti, per casa e spazi pubblici a traffico medio.

La finitura LUCIDA è limitata a rivestimenti e pavimenti residenziali o comunque poco sollecitati, non a diretto contatto con aree esterne e dove non siano richieste prestazioni antiscivolo.

La lucidatura è realizzata agendo in modo meccanico; pertanto, come per qualsiasi pietra e marmo naturale, la sporadica presenza di piccole disuniformità nella lucentezza, o di puntini nella superficie, è da intendersi come una caratteristica del materiale che ne testimonia la particolare lavorazione.

THE ELEGANCE OF A PERFECT FINISH

Floors and walls for residential and medium-traffic public application.

The GLOSSY finish is dedicated to residential floors and wall cladding subject to slight stress and not in contact with outdoor areas. The glossy finish is achieved using a mechanical action, just as with stone and marble, the presence of small areas with a non-uniform shine or dots must be considered as an intrinsic feature of the material deriving from its special manufacturing.

DIE ELEGANZ PERFEKTER FINISHS.

Boden- und Wandfliesen für Zuhause und für öffentliche Räume mit mittlerer Beanspruchung.

Während die glänzende Oberfläche LUCIDA für Böden und Wände in Wohnräumen also für wenig beanspruchte Bereiche, jedoch nicht in Kontakt mit Außenbereichen, eingesetzt werden kann. Das Polieren erfolgt durch mechanisches Einwirken; wie bei jedem Stein und bei jedem Marmor können sporadische und leichte Ungleichmäßigkeiten im Glanz oder Punkte auf der Oberfläche auftreten, dies ist jedoch eine Eigenschaft des Materials, das von der speziellen Verarbeitung herrührt.

L'ÉLÉGANCE DE FINITIONS PARFAITES.

Des revêtements et des sols pour la maison et les espaces publics caractérisés par un passage moyen.

La finition LUCIDA est dédiée à des revêtements et sols résidentiels ou dans tous les cas peu sollicités, non en contact avec l'extérieur. Le polissage est réalisé en agissant mécaniquement; comme pour n'importe quelle pierre ou marbre, la présence sporadique de zones brillantes ou de détails de surface différents est bel et bien une caractéristique de la matière qui témoigne du type de facture particulier.

LA ELEGANCIA DE ACABADOS PERFECTOS

Revestimientos y pavimentos para la casa y para espacios públicos de tráfico medio.

El acabado LUSTRADO es apropiado para los revestimientos y pavimentos residenciales o sometidos a poco esfuerzo, que no están en contacto con áreas exteriores. El lustrado es realizado mediante una acción mecánica; como para cualquier piedra y mármol, la esporádica presencia de pequeñas desigualdades de brillo, o de puntitos sobre la superficie, deben considerarse como una característica del material que atestigua la particular elaboración.

Элегантные поверхности.


Настенная и напольная плитка для домашних и общественных пространств со средней интенсивностью эксплуатации.

БЛЕСТЯЩАЯ поверхность рекомендована для стен и домашних полов, к которым нет прямого доступа с улицы. Блеск поверхности является результатом специальной механической обработки. Как и в случае любых камней или мрамора, наличие точек и участков, на которых блеск слегка приглушен, является характерной особенностью материала.

装饰完美高雅。

墙砖和地砖，适用于家居和中等人流量的公共场所。

LUCIDA表面处理则限于装饰家居墙壁和地板，或者承受应力较少、与外部区域没有直接接触、不要求防滑性能的地方。抛光通过机械方式进行，因此，与任何天然石和大理石一样，零星存在的细微亮度不均匀，或细小的表面斑点，应被视为材料的特性，是特殊加工处理的明证。



floor
Ethimo JW20 LUC SQ ~ 1200x1200 - 24"x48"



Unique Home



floor
Onyks JW 15 LUC SQ ~ 1600x1600 - 63"x63"
wall
Onyks JW 15 LUC SQ ~ 1600x3200 - 63"x126"



floor
Trevi JW 18 LUC SQ ~ 600x600 - 24"x24"
wall
Nut KO 03 NAT SQ ~ 200x1200 - 8"x48"





floor
November Wind NM02 NAT SQ ~ 600x1200 - 24"x48"
wall, countertop and table
Statuario Lunensis JW 12 LUC SQ ~ 1600x3200 - 63"x126"



floor
November Wind NM02 NAT SQ ~ 600x1200 - 24"x48"
table
Statuario Lunensis JW 12 LUC SQ ~ 1600x3200 - 63"x126"



floor
Trevi JW18 LUC SQ ~ 600x1197 - 24"x48"

Do
more
of
what
makes
you
happy

A
a

floor
Reve Caviar RV15 NAT SQ ~ 600x600 - 24"x24"
wall
Royal JW03 LUC SQ ~ 1200x2400 - 48"x96"




floor
Opera Beige JW10 LUC SQ ~ 600x600 - 24"x24"





floor
JW 14 Statuario Venato LUC SQ ~ 1200x1200 - 48"x48"
wall
JW 14 Statuario Venato LUC SQ ~ 1200x2400 - 48"x96"
shower and vanity top
RR 02 Gra NAT ~ 1600x3200 - 63"x126"





floor
Statuario Lunensis JW 12 LUC ~ 1200x1200 - 48"x48"
countertop
Statuario Lunensis JW 12 SLK SQ ~ 1200x2400x20 - 48"x96"x 3/4"

floor
Koru Nut KO04 Chevron NAT SQ ~ 200x1200 - 8"x48"
wall
Calacatta reale JW 02 LUC SQ ~ 1200x2400 - 48"x96"






floor
Signature Havana SI 04 NAT SQ ~ 200x1200 - 8"x48"
wall
Signature Havana SI 04 NAT SQ ~ 200x1200 - 8"x48"
Calacatta Reale JW 02 LUC SQ ~ 600x1197 - 24"x48"
decor
Calacatta Reale JW 02 Mosaico 3D LUC ~ 300x300 - 12"x12"



floor
Black Gold JW 11 LUC SQ ~ 600x600 - 24"x24"
decor
Elegant White JW 09 Listello LUC ~ 70x600 - 24/5"x24"
Black Gold JW 11 Tozzetto LUC ~ 70x70 - 24/5"x24/5"





Floor

Emperador Selected JW 05 LUC SQ ~ 600x600 - 24"x24"

Carpet LUC ~ 600x600 - 24"x24"

Royal JW 03 Listello LUC SQ ~ 70x600 - 24/5"x24"



floor
Calacatta Reale JW 02 LUC SQ ~ 600x600 - 24"x24"


wall
Calacatta Reale JW 02 LUC SQ ~ 150x600 - 6"x24"
Calacatta Reale JW 02 Mosaico Decoro LUC ~ 300x300 - 12"x12"





floor

- Royal JW 03 LUC SQ ~ 600x600 - 24"x24"
- Emperador Selected JW 05 LUC SQ ~ 600x600 - 24"x24"
- Royal JW 03 Listello LUC ~ 70x600 - 24/5"x24"
- Royal JW 03 Tozzetto LUC ~ 70x70 - 24/5"x24/5"
- Emperador Selected JW 05 Listello LUC ~ 70x600 - 24/5"x24"
- Emperador Selected JW 05 Tozzetto LUC ~ 70x70 - 24/5"x24/5"





Excellence in public spaces



floor
Raymi JW16 LUC SQ ~ 1600x1600 - 63"x63"
wall
Gioia White JW13 LUC SQ ~ 1600x3200 - 63"x126"
countertop
Havana SI 04 NAT ~ 200x1200 - 8"x48"



floor
November Land NM05 ~ 600x1200 - 24"x48"
wall
Calacatta Reale JW02 LUC SQ ~ 1600x3200 - 63"x126"



floor

Glocal Absolute GC06 ~ 1200x1200 - 48"x48"

wall

Moonless JW17 LUC SQ ~ 1600x3200 - 63"x126"

counter

Moonless JW17 LUC SQ ~ 1600x3200 - 63"x126"



floor
Glocal Absolute GC06 ~ 1200x1200 - 48"x48"
wall
Moonless JW17 LUC SQ ~ 1600x3200 - 63"x126"
counter
Moonless JW17 LUC SQ ~ 1600x3200 - 63"x126"






floor
Elegant White JW09 LUC ~ 600x1197 - 24"x48"
counter
Elegant White JW09 LUC ~ 600x1197 - 24"x48"
wall
Elegant White JW09 LUC ~ 600x1197 - 24"x48"
KORU Apricot KO03 ~ 200x1200 - 8"x48"
KORU Basket KO03-04 ~ 300x300 - 12"x12"



floor
JW 16 Raymi LUC SQ ~ 600x1197 - 24"x48"
wall
JW 16 Raymi LUC SQ ~ 1200x2400 - 48"x96"
shower tray
JW 16 Raymi NAT SQ
vanity top and washbasins
JW 11 Black Gold LUC SQ





803

804

floor
Bianco Statuario JW01 LUC ~ 1600x1600 - 63"x63"
Moonless Listello JW17 LUC ~ 70x600 - 2 4/5"x24"
Moonless Tozzetto JW17 LUC ~ 70x70 - 2 4/5"x2 4/5"
wall
Moonless JW17 LUC ~ 1600x3200 - 63"x126"





floor
Fumo di Londra JW06 LUC SQ ~ 1200x1200 - 48"x48"
wall
Statuario Venato JW14 Vein Matching LUC SQ ~ 1600x3200 - 63"x126"
wall
Statuario Venato JW14 LUC SQ ~ 1600x3200 - 63"x126"



floor
Elegant White JW 09 LUC SQ ~ 600x1197 - 24"x48"

wall
Elegant White JW 09 LUC SQ ~ 600x1197 - 24"x48"

decor
Elegant White JW 09 Mosaico 144 tessere LUC ~ 300x300 - 12"x12"
Bacchetta Glitter Oro ~ 5x600 - 1/5"x24"



floor
Emperador Selected JW 05 LUC SQ ~ 600x600 - 24"x24"
decor
Royal JW 03 Listello LUC ~ 70x600 - 24/5"x24"
Royal JW 03 Tozzetto LUC ~ 70x70 - 24/5"x24/5"



floor

Fumo di Londra JW 06 LUC SQ ~ 1200x1200 - 48"x48"

wall

Calacatta Reale JW 02 LUC SQ ~ 1200x2400 - 48"x96"

Calacatta Reale JW 02 London LUC ~ 50x300 - 2"x12"

Calacatta Reale JW 02 Zoccolo NAT ~ 150x300 - 6"x12"

decor

Calacatta Reale JW 02 Bookmatching LUC ~ 1200x2400 - 48"x96"





J
K

jewels
special Kit

Absolute Luxury.

Composizioni caratteristiche di marmi di altissimo pregio che richiedono lastre con una specifica venatura, selezionate e tagliate su misura.

ABSOLUTE LUXURY

Compositions reminiscent of top-quality marble, requiring slabs with specific veining effects, selected and cut to size.

ABSOLUTE LUXURY

Charakteristische Marmor-Kompositionen mit hohem Wert, die Platten mit einer spezifischen Maserung fordern, die speziell ausgewählt und nach Maß zugeschnitten werden.

ABSOLUTE LUXURY

Des compositions caractéristiques de marbres de très grande valeur exigeant des plaques avec une veinure bien spécifique, sélectionnées et découpées sur mesure.

ABSOLUTE LUXURY

Composiciones características de mármoles de alto valor que requieren placas con un vetado específico, seleccionadas y cortadas a medida.

ABSOLUTE LUXURY

Для составления типичных для самых ценных разновидностей мрамора композиций необходимо использовать плиты с прожилками определенного типа, отобранные и разрезанные под размер.

ABSOLUTE LUXURY

优质大理石的典型组合，要求板材具有特殊纹理，并按客户要求选择和切割。

J.

JEWELS
SPECIAL
KIT

Kit speciali per posa a macchia aperta.

JW 02, 12 e 14 sono disponibili anche in speciali kit che permettono di realizzare la posa **“BOOK MATCHING”** o **“DIAMOND MATCHING”**. Le composizioni possono essere abbinata al fondo, di cui mantengono formato e calibro. Per un risultato ancora più ricercato e prezioso.

FORMATI / SIZES:

9 mm

600x1197
24"x48"
LUC / NAT

COLORI / COLOURS:



JW 02
CALACATTA
REALE

JW 02, 12 and 14 are also available in special kits that can be used for the **“Book Matching”** or **“Diamond Matching”** laying schemes. The compositions can be combined with the base tiles, which have the same size and worksize, for an even more beautiful, sophisticated effect.

JW 02, 12 et 14 existent aussi en kits spéciaux qui permettent de réaliser la pose « **Book Matching** » ou « **Diamond Matching** ». Les compositions peuvent être associées au fond, dont elles gardent le format et le calibre. Pour un résultat encore plus raffiné et plus précieux.

JW 02, 12 und 14 sind auch in speziellen Sets erhältlich, die die Verlegung **“Book Matching”** oder **“Diamond Matching”** ermöglichen. Die Kompositionen können mit dem Untergrund kombiniert werden, dessen Format und Ausmaß beibehalten wird. Für ein noch erleseneres und wertvolleres Ergebnis.

JW 02, 12 y 14 también están disponibles en kits especiales que permiten realizar la colocación **“Book Matching”** o **“Diamond Matching”**. Las composiciones pueden ser combinadas con el fondo, del que mantienen el formato y calibre. Para un resultado aún más refinado y precioso.


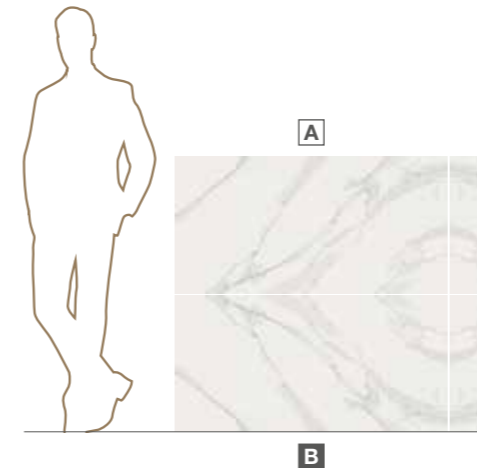
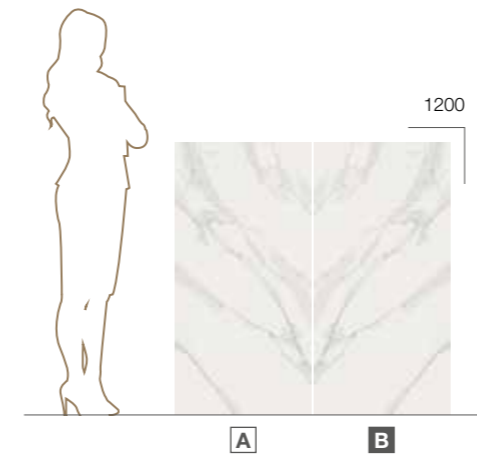
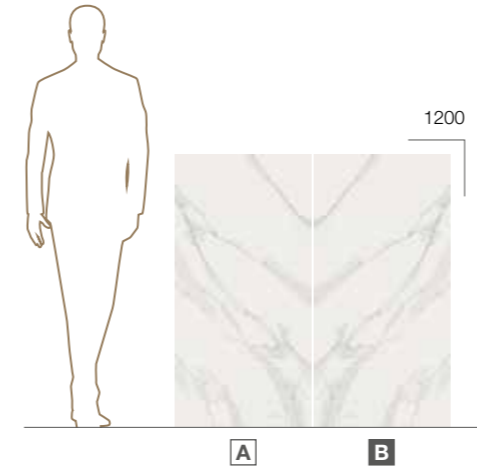
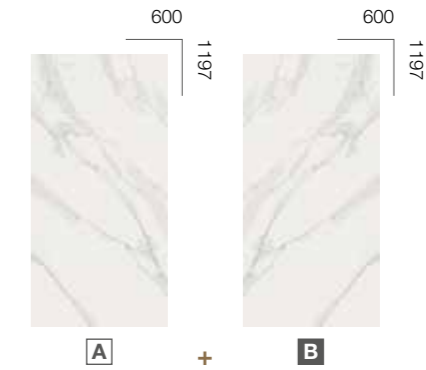
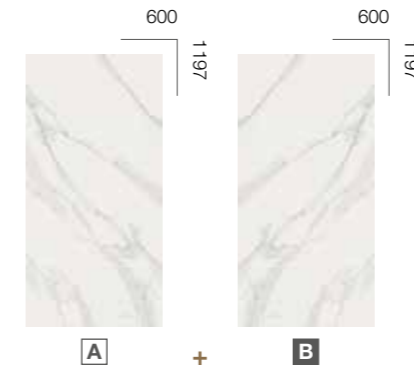
Изделия JW 02, 12 и 14 представлены также в специальных комплектах для укладки по схеме **“открытая книга” (Book Matching)** или **“ромб” (Diamond Matching)**. Такие композиции можно сочетать с фоновой плиткой с соблюдением ее формата и размера, чтобы в результате дизайн поверхности был еще более изысканным и элегантным.

JW 02、12和14还有特殊套件，可以实现**“书页式对拼”**或**“钻石对拼”**铺设。组合可以与底砖匹配，保持其尺寸和口径，旨在追求更加考究和精美的效果。

Il processo produttivo non garantisce la continuità nel disegno della venatura tra i vari pezzi spediti. Eventuali disallineamenti tra le venature in continuità sono da considerarsi caratteristica intrinseca del prodotto. L'immagine rappresentata serve a dare un'idea indicativa del prodotto, toni e venature possono essere quindi suscettibili di variazioni.

The production process does not guarantee continuity in the design of the veining among the various pieces provided. Any misalignment between the continuous veining is to be considered an intrinsic characteristic of the product. The image shown is merely indicative; the shades and veinings of the product may be subject to variations.

ALCUNI ESEMPI DI COMPOSIZIONE / LAYING PATTERN PROPOSALS:





JEWELS
SPECIAL
KIT

Kit speciali per posa a macchia aperta.

FORMATI / SIZES:

COLORI / COLOURS:

9 mm

1200x2400
48"x96"
LUC



JW 02
CALACATTA
REALE

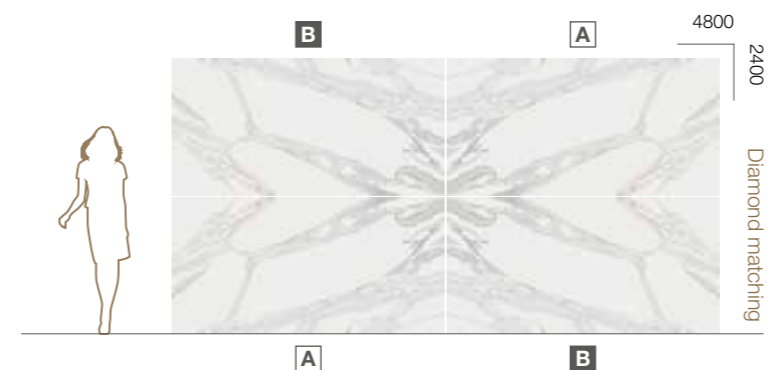
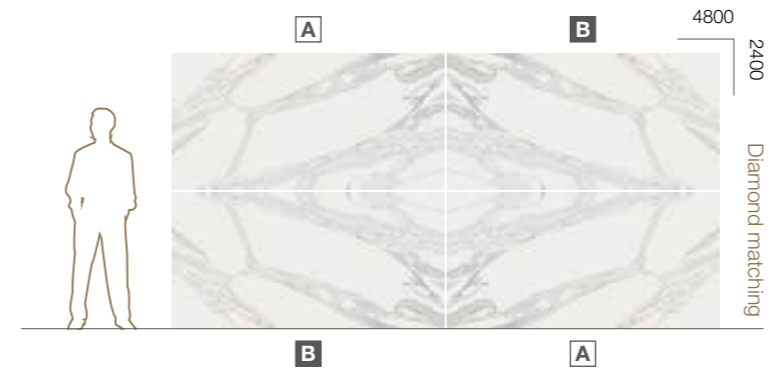
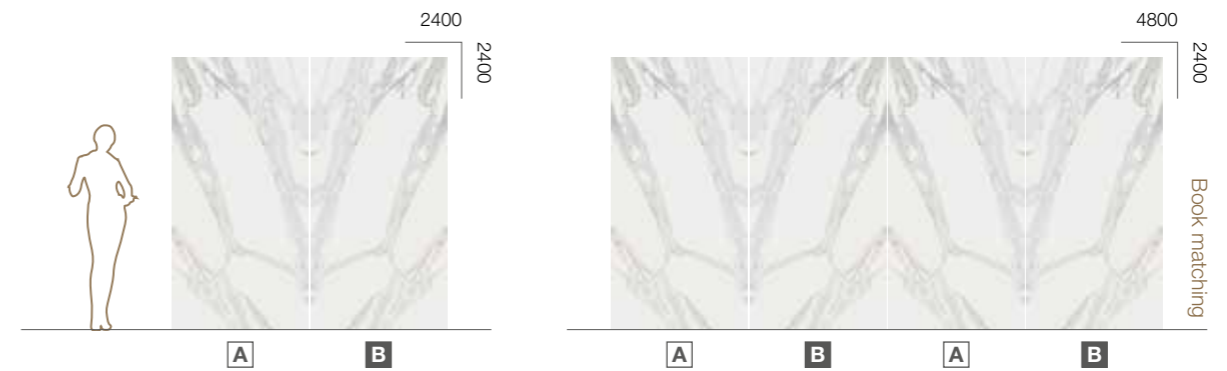
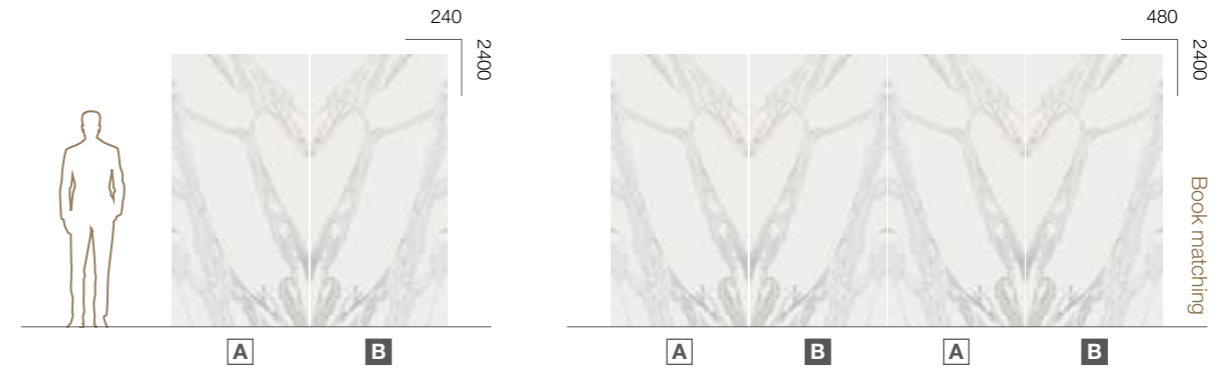

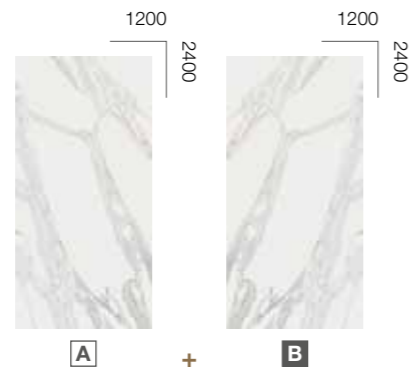


JW 12
STATUARIO
LUNENSIS



JW 14
STATUARIO
VENATO

ALCUNI ESEMPI DI COMPOSIZIONE / LAYING PATTERN PROPOSALS:



Il processo produttivo non garantisce la continuità nel disegno della venatura tra i vari pezzi spediti. Eventuali disallineamenti tra le venature in continuità sono da considerarsi caratteristica intrinseca del prodotto. L'immagine rappresentata serve a dare un'idea indicativa del prodotto, toni e venature possono essere quindi suscettibili di variazioni.

The production process does not guarantee continuity in the design of the veining among the various pieces provided. Any misalignment between the continuous veining is to be considered an intrinsic characteristic of the product. The image shown is merely indicative; the shades and veinings of the product may be subject to variations.



JEWELS
SPECIAL
KIT

Kit speciali per posa a macchia aperta.

6 mm

FORMATI / SIZES:



1200x2780
48"x110"
LUC

COLORI / COLOURS:



JW 02
CALACATTA
REALE

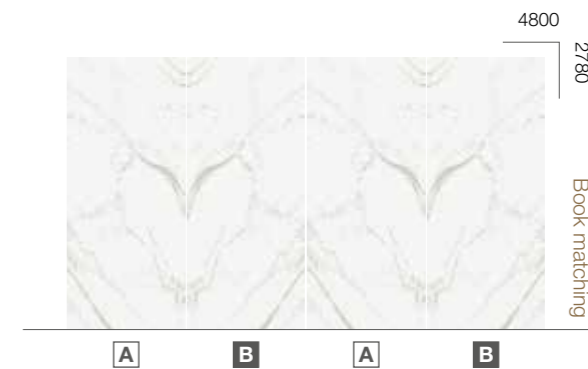
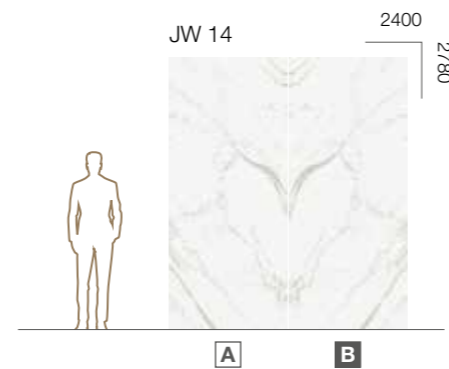


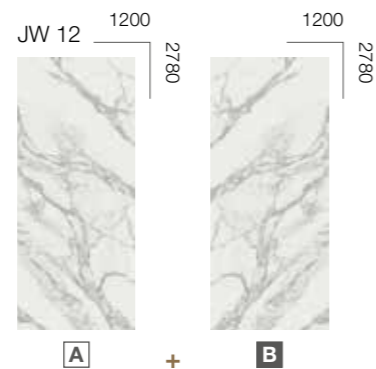
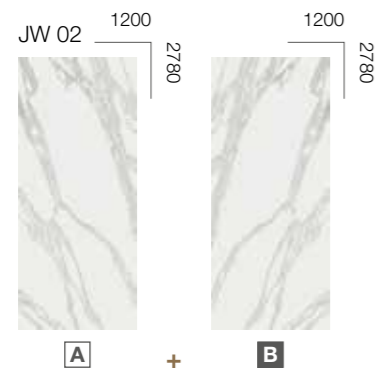


JW 12
STATUARIO
LUNENSIS



JW 14
STATUARIO
VENATO

ALCUNI ESEMPI DI COMPOSIZIONE / LAYING PATTERN PROPOSALS:



Il processo produttivo non garantisce la continuità nel disegno della venatura tra i vari pezzi spediti. Eventuali disallineamenti tra le venature in continuità sono da considerarsi caratteristica intrinseca del prodotto. L'immagine rappresentata serve a dare un'idea indicativa del prodotto, toni e venature possono essere quindi suscettibili di variazioni.

The production process does not guarantee continuity in the design of the veining among the various pieces provided. Any misalignment between the continuous veining is to be considered an intrinsic characteristic of the product. The image shown is merely indicative; the shades and veinings of the product may be subject to variations.



JEWELS
SPECIAL
KIT

Kit speciali per posa a macchia aperta.


6 mm

FORMATI / SIZES:



1600x3200
63"x126"
LUC

COLORI / COLOURS:



JW 02
CALACATTA
REALE

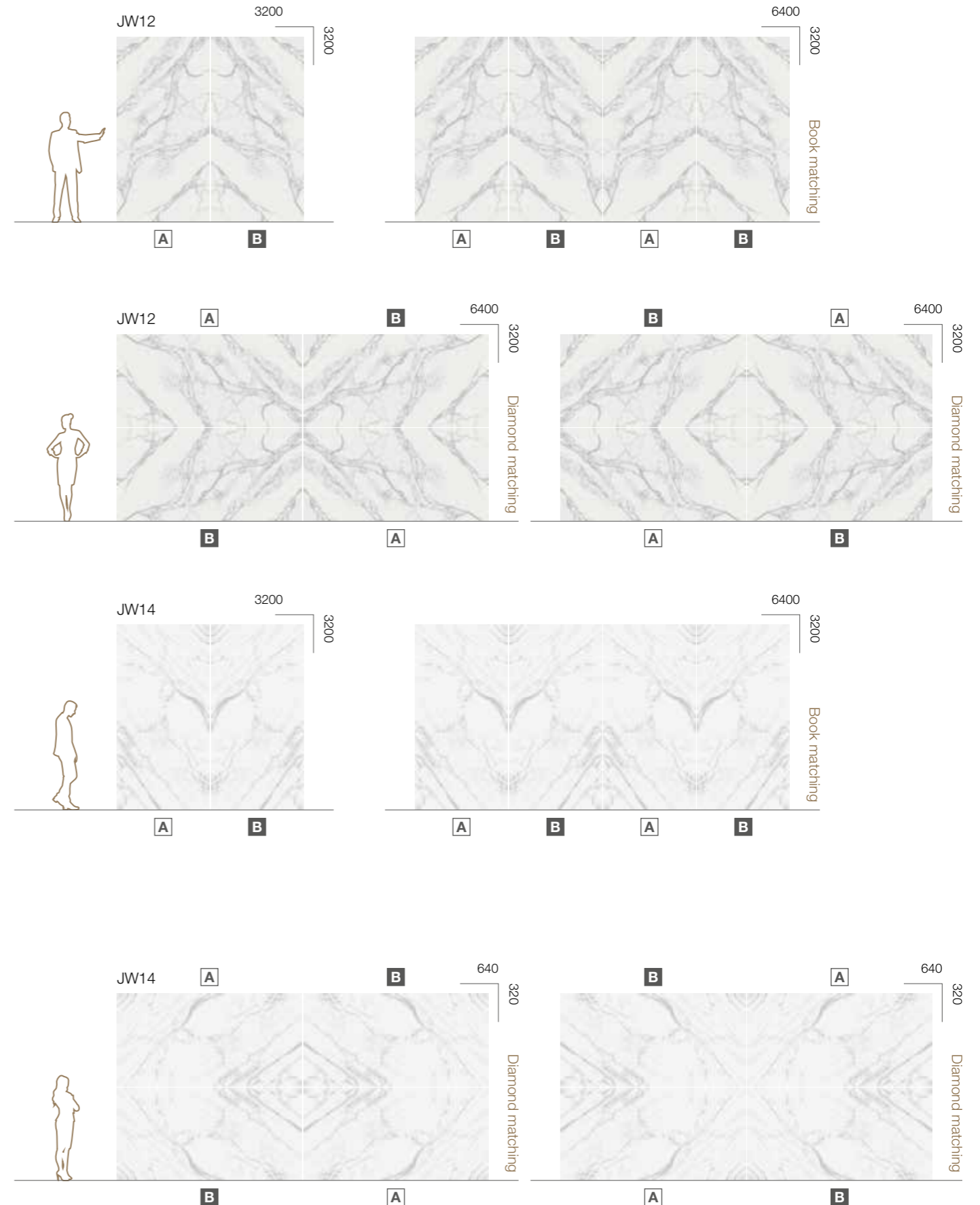




JW12
STATUARIO
LUNENSIS



JW14
STATUARIO
VENATO

ALCUNI ESEMPI DI COMPOSIZIONE / LAYING PATTERN PROPOSALS:



Il processo produttivo non garantisce la continuità nel disegno della venatura tra i vari pezzi spediti. Eventuali disallineamenti tra le venature in continuità sono da considerarsi caratteristica intrinseca del prodotto. L'immagine rappresentata serve a dare un'idea indicativa del prodotto, toni e venature possono essere quindi suscettibili di variazioni.

The production process does not guarantee continuity in the design of the veining among the various pieces provided. Any misalignment between the continuous veining is to be considered an intrinsic characteristic of the product. The image shown is merely indicative; the shades and veinings of the product may be subject to variations.



JEWELS

Vein matching

Per garantire una ricercata resa estetica, e per rispettare la casualità tipica dei riferimenti naturali, le lastre Mirage sono progettate in cinque differenti pattern per ogni essenza interpretata.

Un soluzione estetica che arricchisce gli ambienti con un'elegante effetto di continuità.

6 mm



1600x3200
64"x128"
LUC

To guarantee a sophisticated result, featuring the random, varied characteristics of the natural material, Mirage slabs have been developed in five patterns for each type. A stylish solution that brings an exquisitely smooth, continuous effect.

Pour garantir une esthétique raffinée et un hasard contrôlé dont le rendu soit au plus près de la matière naturelle d'inspiration, les plaques Mirage sont développées en cinq motifs pour chaque essence interprétée. Une solution esthétique qui enrichit les espaces par un élégant effet de continuité.

Чтобы добиться нужного эстетического эффекта и повторить естественное разнообразие природных материалов, плиты Mirage изготовлены в пяти вариантах отделки для каждого имитируемого ими материала. Такое эстетическое решение позволяет украсить помещения и создать зрительный эффект сплошной поверхности.

Um eine erlesene ästhetische Qualität zu garantieren und die typische Zufälligkeit der natürlichen Bezugspunkte einzuhalten, wurden die Mirage-Platten in fünf Pattern für jede interpretierte Essenz entworfen. Eine ästhetische Lösung, welche die Umgebungen mit einem eleganten kontinuierlichen Effekt bereichert.

Para garantizar un aspecto estético perfecto y para respetar la casualidad típica de los productos naturales, las placas Mirage son desarrolladas en cinco patrones por cada variedad interpretada. Una solución estética que enriquece los espacios con un elegante efecto de continuidad.

为了保证考究的美观效果，并尊重天然石材的典型随机性，Mirage板材备有五款纹理图案，用于演绎每种石材的精华。

COLORI DISPONIBILI / AVAILABLE COLOURS:




JW01
BIANCO
STATUARIO



JW02
CALACATTA
REALE



JW13
GIOIA
WHITE



JW14
STATUARIO
VENATO



JW11
BLACK
GOLD



JW12
STATUARIO
LUNENSIS

Il processo produttivo non garantisce la continuità nel disegno della venatura tra i vari pezzi spediti. Eventuali disallineamenti tra le venature in continuità sono da considerarsi caratteristica intrinseca del prodotto. L'immagine rappresentata serve a dare un'idea indicativa del prodotto, toni e venature possono essere quindi suscettibili di variazioni. The production process does not guarantee continuity in the design of the veining among the various pieces provided. Any misalignment between the continuous veining is to be considered an intrinsic characteristic of the product. The image shown is merely indicative; the shades and veinings of the product may be subject to variations. Der Herstellungsprozess garantiert dabei nicht für die Kontinuität in der Gestaltung der Maserung der verschiedenen zugesandten Platten. Eventuelle Fehlausrichtungen zwischen der Maserung in der Kontinuität sind als wesenseigene Eigenschaft des Produkts zu betrachten. Das dargestellte Bild gibt eine Vorstellung von dem Produkt, den Farbtönen und Maserungen, wobei es jedoch zu Abweichungen kommen kann. L'image, reportée à titre indicatif, donne une idée du produit, les tons et veinures sont donc susceptibles de varier. Производственный процесс, однако, не гарантирует непрерывности рисунка жилы на разных плитках отгруженной партии товара. Возможные несоответствия рисунка прожилок следует рассматривать, как характеристику, присущую продукту. Предложенное изображение дает примерное представление о продукте, и, следовательно, цветность и раппорт рисунка могут меняться. 但是，生产过程不保证不同砖件之间的纹理图案的连续性。如果连续性纹理之间有任何不对齐的情况，应被视为产品的固有特性。展示的产品图像仅供参考，色调和纹理可能有所变化

J.

L'offerta Jewels Suit annovera anche il progetto multisuperficie, che prevede la possibile interazione tra 5 differenti finiture, disponibili in 2 colori nel formato 200x1197 mm.

Un dialogo originale ed esclusivo tra molteplici lavorazioni, per composizioni uniche all'insegna della massima libertà progettuale.

FORMATI / SIZES:

9 mm

200x1197
8"x48"

COLORI / COLOURS:



JW 14
STATUARIO
VENATO



JW 16
RAYMI


SUPERFICI / FINISHES:



LUC
LUCIDA / GLOSSY



NAT
NATURALE / NATURAL




RG
RIGATA



BC
BOCCIARDATA



SLK
SILK



Jewels Suit also includes the multi-surface project, allowing for interaction between 5 different finishes. Available in 2 colours in the 200x1197 mm size. An original, exclusive dialogue featuring a variety of patterns and types, to create unique compositions that offer maximum freedom for the designer.

Unter dem Angebot Jewels Suit ist auch das Multi-Oberflächen-Projekt zu nennen, das die Möglichkeit einer Kombination zwischen 5 verschiedenen Ausführungen vorsieht, die in 2 Farben im Format 200x1197 mm erhältlich sind. Ein origineller, exklusiver Dialog zwischen zahlreichen Bearbeitungen für einzigartige Zusammensetzungen im Zeichen der maximalen Planungsfreiheit.

L'offre Jewels Suit compte aussi le projet multisurface qui prévoit l'interaction possible entre 5 finitions différentes, disponibles dans 2 couleurs dans le format 200x1197 mm. Un dialogue original et exclusif entre de multiples fabrications, pour des compositions uniques sous le signe de la liberté conceptuelle maximale.

La oferta de Jewels Suit también incluye el proyecto multisuperficie, que permite la posible interacción entre 5 acabados diferentes, disponibles en 2 colores en el formato de 200x1197 mm. Un diálogo original y exclusivo entre múltiples procesos, para composiciones únicas que aspiran a la máxima libertad de proyecto.

Предложение Jewels Suit включает также проект комбинирования в облицовке различных моделей плитки, который предусматривает взаимодействие 5-ти различных декоров, предлагаемых в двух цветах и формате 200x1197 мм. Оригинальный и эксклюзивный диалог разнообразных декоров, уникальных композиций под знаком максимальной свободы проектирования.

Jewels Suit产品还包括一个多表面系列, 提供5种不同的表面处理, 相互之间可以搭配组合, 备有2种颜色, 尺寸规格为200x1197 mm。多种加工之间的独特搭配, 令组合与众不同, 能够最大程度地发挥设计自由。

Al fine di personalizzare liberamente ogni composizione, le cinque differenti finiture della soluzione multisuperficie sono inscatolate e vendute separatamente.

To allow you to customise each composition as you please, the five different finishes that make up the multi-surface solution are boxed and sold separately.

Um jede Kombination vollkommen frei persönlich gestalten zu können, werden die fünf verschiedenen Ausführungen der Multi-Oberflächen-Lösung separat verpackt und verkauft.

Afin de personnaliser librement chaque composition, les cinq finitions différentes de la solution multisurface sont mises en boîte et vendues séparément.

Para personalizar libremente cada composición, los cinco acabados diferentes de la solución multisuperficie se embalan en cajas y se venden por separado.

В целях свободной персонализации любой композиции все пять различных моделей плитки, входящих в комбинацию, упаковываются и продаются раздельно. Для того чтобы каждая комбинация была индивидуальной, пять различных моделей плитки, входящих в комбинацию, упаковываются и продаются раздельно.



floor
Raymi JW 16 NAT SQ ~ 1200x1200 - 48"x48"

wall
Raymi JW 16 NAT - LUC - RG - BC - SLK SQ ~ 200x1197 - 8"x48"



jewels
suit

Made to Measure.

Variegated geometries, composizioni floreali e Matrix, il modulo geometrico irregolare impreziosito da inserti speciali.

Mirage propone per i suoi clienti più esigenti una soluzione davvero unica: 5 composizioni prestigiose per arredare pavimenti e rivestimenti e renderli davvero unici, realizzate su misura con cura sartoriale.

MADE TO MEASURE.

Variegated geometries, floral compositions and Matrix, the irregular geometric module enriched with special inserts. Mirage offers a truly unique solution for its most demanding customers: 5 prestigious compositions for truly unique floor and wall coverings, made to measure with sartorial skill.

„MADE TO MEASURE“-DESIGN.

Abwechslungsreiche Geometrien oder Blumenmuster und Matrix, das unregelmäßige geometrische Modul, das durch besondere Einsätze bereichert wird. Mirage bietet für seine anspruchsvollsten Kunden wirklich einzigartige Lösungen: Vier wertvolle Zusammenstellungen für Bodenbeläge und Wandverkleidungen, die etwas ganz Besonderes sind und nach Maß mit besonderer Sorgfalt hergestellt werden.

UN DESIGN SUR MESURE

Des motifs géométriques bigarrés, des compositions fleuries et Matrix, le module géométrique irrégulier enrichi d'inserts spéciaux. À l'intention de ses clients les plus exigeants, Mirage propose une solution vraiment unique : 5 prestigieuses compositions pour décorer les sols et les murs et en faire des surfaces vraiment uniques, sur mesure, à l'instar d'un costume confectionné par un couturier.

MADE TO MEASURE.

Distintas geometrías, composiciones florales y Matrix, el módulo geométrico irregular embellecido con insertos especiales. Mirage ofrece a sus clientes más acérrimos una solución realmente excepcional: 5 magníficas composiciones para decorar pavimentos y revestimientos únicos, hechas a medida con el máximo esmero.

ПРОДУКЦИЯ НА ЗАКАЗ.

Различные геометрические формы, цветочные композиции и геометрический модуль Matrix с неправильными краями и особой инкрустацией. Компания Mirage предлагает для своих самых требовательных клиентов действительно уникальное решение: 5 элитных композиций для облицовки пола и стен, чтобы сделать их уникальными, выполненными по индивидуальной мерке с мастерством кутюрье высокой моды.

量身定制。

多种多样的几何形状，花卉和矩阵组合，有特殊嵌饰的不规则几何形状模块。Mirage为其挑剔的客户提供真正独特的解决方案：5种用于装饰地板和墙壁的精美组合，通过精心定制设计和装饰，可达到真正独一无二的效果。



floor
Nau Fado NA 01 NAT SQ ~ 200x1200 - 8"x48"
wall
Statuario Lunensis JW 12 LUC SQ ~ 1200x1200 - 48"x48"
Calacatta Reale JW 02 Matrix LUC ~ Satin Insert





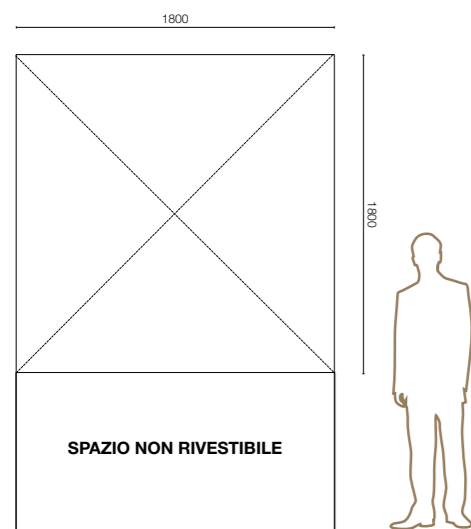
floor
Jewel Suit Frame JW 06 JW 09 LUC



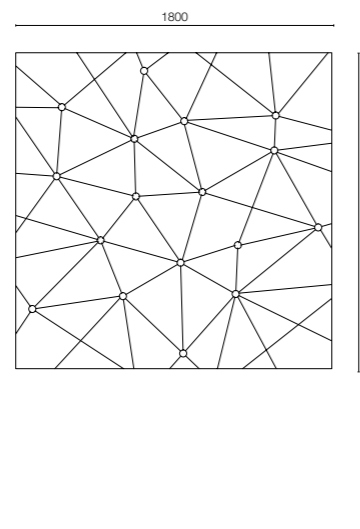


made to measure

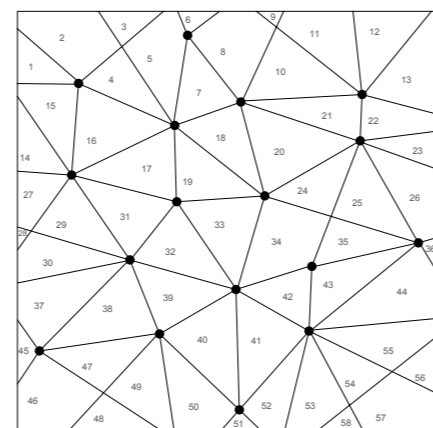
Le composizioni Jewels Suit sono realizzabili in tutti i colori Jewels. Ogni composizione viene realizzata su misura, con cura sartoriale. Ecco come:



1 • occorre inviare al proprio referente Mirage la planimetria precisa, comprensiva di ingombri, vani, etc...dell'area da rivestire (sia pavimento che rivestimento)



2 • Mirage realizzerà un disegno ad hoc, in base alla composizione scelta, ottimizzando al meglio le rese estetiche e di prodotto.



3 • la composizione verrà prodotta e perverrà a destinazione imballata sequenzialmente, numerata e con un disegno di realizzazione, per agevolare le operazioni di posa.



The Jewels Suit compositions can be created in all the colours of the wide range of Jewels. Each composition is made to measure, with sartorial skill.

Here's how:

- Send your Mirage representative the precise layout including all sizes and details of the various rooms, etc. of the area to be tiled (floor and wall coverings)
- Mirage will produce a specific design, according to the chosen composition, optimising the aesthetic performance of the materials.
- The composition is produced and delivered packaged in sequence, numbered and with laying drawings and instructions.

Die Kompositionen mit Jewels Suit können mit allen Farben des umfangreichen Angebots von Jewels gefertigt werden. Jede Komposition wird nach Maß mit besonderer Sorgfalt ausgeführt.

Und so geht es:

- Senden Sie Ihrem Ansprechpartner bei Mirage den genauen Grundriss, mit Maßangaben, Türen, Fenstern usw. des Bereichs, für den Jewel Suit bestimmt ist (sowohl Bodenbelag als auch Wandverkleidung).
- Mirage wird dann auf der Grundlage der ausgewählten Komposition eine Zeichnung anfertigen und dabei die ästhetische und Produktleistung optimieren.
- Die Komposition wird gefertigt und erreicht den Bestimmungsort in der richtigen Reihenfolge verpackt, nummeriert und zusammen mit einer Zeichnung, um die Verlegung zu erleichtern.

Les compositions Jewels Suit sont réalisables dans tous les coloris de la riche gamme Jewels. Chaque composition est réalisée sur mesure, avec une minutie digne des meilleurs ateliers de couture.

Voilà comment :

- envoyer à votre référent Mirage la planimétrie précise, avec indication des cotes d'encombrement, les dimensions des pièces, etc... de la surface à revêtir (qu'il s'agisse de sols ou de murs)
- Mirage réalisera un dessin ad hoc, sur la base de la composition choisie, en rehaussant au maximum le rendu esthétique et performant du produit.
- la composition sera produite et parviendra à destination emballée en une suite ordonnée, numérotée et avec un croquis pour faciliter la réalisation du calepinage.

Las composiciones Jewels Suit pueden hacerse en todos los colores de la amplia gama Jewels. Cada composición se hace a medida con el máximo esmero.

Cómo hacerlo:

- es fundamental remitir al contacto Mirage la planimetría precisa, incluyendo dimensiones, estancias... del espacio que se vaya a solar o alicatar.
- Mirage realizará un diseño específico según la composición elegida, optimizando de la mejor manera los resultados estéticos y de producto.
- se elaborará la composición y enviará a destino en un embalaje secuencial, enumerado y con un diseño de realización para agilizar las operaciones de colocación.

Композиции Jewels Suit могут быть выполнены в любой широкой представленной цветовой гамме коллекций Jewels. Каждая композиция выполняется по индивидуальному заказу с мастерством кутюрье высокой моды.

Как это сделать:

- следует направить вашему представителю компании Mirage точный план с указанием размеров помещений и прочих данных той площади, которая подлежит облицовке (как полов, так и стен)
- Компания Mirage выполнит соответствующий чертеж на основании выбранной Вами композиции с оптимальным эстетическим результатом и расходом материала.
- композиция будет изготовлена и последовательно упакована в пронумерованные коробки с приложенным чертежом, который облегчит укладку облицовки.

Jewels Suit组合可通过产品众多的Jewels系列进行任何颜色的组合。每种组合均通过精心定制设计和装饰而成。

具体方法如下:

- 必须将精确的房屋设计平面图发送到自己的Mirage经销商, 包括要装饰的区域(包括地板和墙壁)的障碍物、凹/孔位等...
- Mirage将根据客户选定的组合制作一个特别设计, 以更好地优化外观和产品的效果。
- 组合将被生产, 并按顺序包装、编号, 连同施工图一起送达目的地, 以便于铺设操作。

J_s

Le composizioni Jewels Suit sono consigliate in eleganti abbinamenti con Jewels: è possibile comunque realizzarle con tutti i colori dei Marmi proposti, per consentire la massima possibilità espressiva.

Inserti disponibili
Available insert



SATIN INSERT



SILVER INSERT



GOLD INSERT

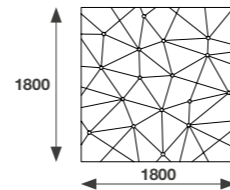


MATRIX

Abbinamento consigliato
Suggested match



JW_02

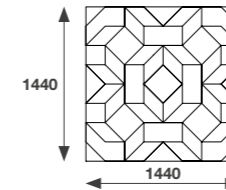


GEOMETRIC

Abbinamento consigliato
Suggested match




JW_06 JW_09 JW_11

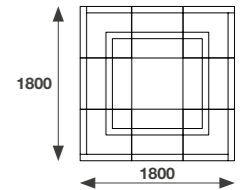


FRAME

Abbinamento consigliato
Suggested match



JW_02 JW_11



The Jewels Suit compositions are recommended in elegant combinations with Jewels: they can in any case be created using all the marble colours available, guaranteeing the utmost freedom of expression.

Las composiciones Jewels Suit se aconsejan en elegantes combinaciones entre Jewels; no obstante, pueden hacerse con todos los colores de los mármoles propuestos permitiendo así numerosas posibilidades.

Les compositions Jewels Suit sont conseillées dans d'élégantes associations entre Jewels : il est possible de les réaliser dans toutes les couleurs des marbres proposés, pour permettre le maximum de possibilités expressives.

Рекомендуем использовать композиции Jewels Suit в сочетании с плиткой Jewels: их изготовление, в любом случае, возможно во всех цветовой гамме предложенной плитки под мрамор, что позволяет добиться максимальной экспрессивности.

Die Kompositionen Jewels Suit werden für elegante Zusammenstellungen von Jewels empfohlen: Es ist auch möglich, sie mit allen Farben der angebotenen Marmorarten herzustellen, um so maximale Ausdrucksmöglichkeiten zu schaffen.

Jewels Suit组合建议采用Jewels系列的优雅组合: 不过可以与所有颜色的大理石搭配, 从而可最大程度地实现各种富有创意的个性装饰。

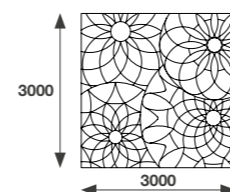


FLOWER

Abbinamento consigliato
Suggested match




JW_03 JW_09 JW_10

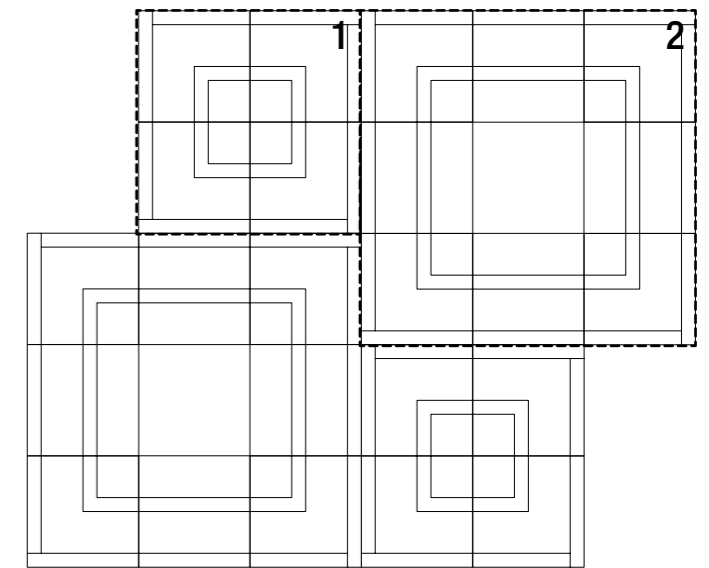
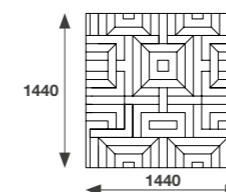


LABYRINTH

Abbinamento consigliato
Suggested match



JW_05 JW_10



J.

BIANCO STATUARIO

JW01

6 mm

1600x3200
63"x126"
LUC

1600x1600
63"x63"
LUC

1200x2780
48"x110"
LUC

9 mm

1200x2400
48"x96"
LUC

1200x1200
48"x48"
LUC

600x1197
24"x48"
LUC / NAT

600x600
24"x24"
LUC / NAT

300x600
12"x24"
LUC / NAT

150x600
6"x24"
LUC / NAT



Stucchi consigliati Recommended grouts

KERAKOLL	02 Grigio Luce
MAPEI	111 Grigio Argento
LATICRETE	88 Silver Shadow

Shade variation



Slight variation

J.

CALACATTA REALE

JW02

6 mm

1600x3200
63"x126"
LUC

1600x1600
63"x63"
LUC

1200x2780
48"x110"
LUC

9 mm

1200x2400
48"x96"
LUC

1200x1200
48"x48"
LUC

600x1197
24"x48"
LUC / NAT

600x600
24"x24"
LUC / NAT

300x600
12"x24"
LUC / NAT / ST

150x600
6"x24"
LUC / NAT



Stucchi consigliati Recommended grouts

KERAKOLL	02 Grigio Luce
MAPEI	111 Grigio Argento
LATICRETE	88 Silver Shadow

Shade variation



Slight variation

J.

STATUARIO LUNENSIS

JW 12

e 6 mm

1600x3200
63"x126"
LUC

1600x1600
63"x63"
LUC

1200x2780
48"x110"
LUC

e 9 mm

1200x2400
48"x96"
LUC / NAT

1200x1200
48"x48"
LUC / NAT

600x1197
24"x48"
LUC / NAT

600x600
24"x24"
LUC / NAT

300x600
12"x24"
LUC / NAT / ST

150x600
6"x24"
LUC / NAT

e 12 mm

1620x3240x12
63"x126"
SLK NO SQ

e 20 mm

1200x2400x20
48"x96"
SLK SQ / LUC SQ



Stucchi consigliati
Recommended grouts

KERAKOLL	02 Grigio Luce
MAPEI	111 Grigio Argento
LATICRETE	88 Silver Shadow

Shade variation



Slight variation

J.

GIOIA WHITE

JW 13

e 6 mm

1600x3200
63"x126"
LUC

1600x1600
63"x63"
LUC

1200x2780
48"x110"
LUC / SLK SQ

e 9 mm

1200x2400
48"x96"
LUC / NAT

1200x1200
48"x48"
LUC / NAT

600x1197
24"x48"
LUC / NAT

600x600
24"x24"
LUC / NAT

300x600
12"x24"
LUC / NAT / ST

150x600
6"x24"
LUC / NAT

e 12 mm

1620x3240x12
63"x126"
LUC NO SQ / SLK NO SQ

e 20 mm

1200x2400x20
48"x96"
SLK SQ / LUC SQ



Stucchi consigliati
Recommended grouts

KERAKOLL	02 Grigio Luce
MAPEI	111 Grigio Argento
LATICRETE	88 Silver Shadow

Shade variation



Slight variation

J.

STATUARIO VENATO

JW14

e 6 mm

1600x3200
63"x126"
LUC

1600x1600
63"x63"
LUC

1200x2780
48"x110"
LUC / SLK

e 9 mm

1200x2400
48"x96"
LUC

1200x1200
48"x48"
LUC

600x1197
24"x48"
LUC / NAT

600x600
24"x24"
LUC / NAT

300x600
12"x24"
LUC / NAT

150x600
6"x24"
LUC / NAT

e 12 mm

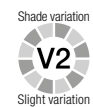
1620x3240x12
63"x126"
LUC NO SQ / SLK NO SQ

e 20 mm

1200x2400x20
48"x96"
SLK SQ / LUC SQ

 **Stucchi consigliati**
Recommended grouts

KERAKOLL	02 Grigio Luce
MAPEI	111 Grigio Argento
LATICRETE	88 Silver Shadow



J.

ROYAL

JW03

e 6 mm

1600x3200
63"x126"
LUC

1600x1600
63"x63"
LUC

1200x2780
48"x110"
LUC

e 9 mm

1200x2400
48"x96"
LUC / NAT

1200x1200
48"x48"
LUC / NAT

600x1197
24"x48"
LUC / NAT

600x600
24"x24"
LUC / NAT

300x600
12"x24"
LUC / NAT

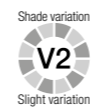
150x600
6"x24"
LUC / NAT

e 12 mm

1620x3240x12
63"x126"
SLK NO SQ

 **Stucchi consigliati**
Recommended grouts

KERAKOLL	03 Grigio Perla
MAPEI	110 Manhattan
LATICRETE	89 Smoke Grey



J.

ONYKS

JW 15

6 mm

1600x3200
63"x126"
LUC

1600x1600
63"x63"
LUC

1200x2780
48"x110"
LUC SQ

9 mm

1200x2400
48"x96"
LUC

1200x1200
48"x48"
LUC

600x1197
24"x48"
LUC / NAT

600x600
24"x24"
LUC / NAT

300x600
12"x24"
LUC / NAT

150x600
6"x24"
LUC / NAT



Stucchi consigliati Recommended grouts

KERAKOLL	03 Grigio Perla
MAPEI	110 Manhattan
LATICRETE	89 Smoke Grey

Shade variation



Slight variation

J.

RAYMI

JW 16

6 mm

1200x2780
48"x110"
LUC / SLK SQ

9 mm

1200x2400
48"x96"
LUC / NAT

1200x1200
48"x48"
LUC / NAT

600x1197
24"x48"
LUC / NAT

600x600
24"x24"
LUC / NAT

300x600
12"x24"
LUC / NAT

150x600
6"x24"
LUC / NAT



Stucchi consigliati Recommended grouts

KERAKOLL	04 Grigio Ferro
MAPEI	112 Grigio Medio
LATICRETE	78 Sterling Silver

Shade variation



Slight variation

J.

ETHIMO

JW20

9 mm

1200x2780
48"x110"
LUC / SLK

1200x2400
48"x96"
LUC

1200x1200
48"x48"
LUC

600x1197
24"x48"
LUC / NAT

600x600
24"x24"
LUC / NAT

300x600
12"x24"
LUC / NAT

150x600
6"x24"
LUC / NAT

 **Stucchi consigliati**
Recommended grouts

KERAKOLL	04 Grigio Ferro
MAPEI	113 Grigio Cemento
LATICRETE	34 Sand Stone

Shade variation



Slight variation

J.

FUMO DI LONDRA

JW06

9 mm

1200x2400
48"x96"
LUC

1200x1200
48"x48"
LUC

600x1197
24"x48"
LUC / NAT

600x600
24"x24"
LUC / NAT

300x600
12"x24"
LUC / NAT

150x600
6"x24"
LUC / NAT

 **Stucchi consigliati**
Recommended grouts

KERAKOLL	04 Grigio Ferro
MAPEI	113 Grigio Cemento
LATICRETE	34 Sand Stone

Shade variation



Slight variation

J.

OPERA BEIGE

JW10

9 mm

600x1197
24"x48"
LUC / NAT

600x600
24"x24"
LUC / NAT

300x600
12"x24"
LUC / NAT

150x600
6"x24"
LUC / NAT



Stucchi consigliati Recommended grouts

KERAKOLL	03 Grigio Perla
MAPEI	110 Manhattan
LATICRETE	89 Smoke Grey

Shade variation



Slight variation

J.

TRAVERTINO CLASSICO

JW04

9 mm

600x1197
24"x48"
LUC / NAT

600x600
24"x24"
LUC / NAT

300x600
12"x24"
LUC / NAT

150x600
6"x24"
LUC / NAT



Stucchi consigliati Recommended grouts

KERAKOLL	03 Grigio Perla
MAPEI	110 Manhattan
LATICRETE	89 Smoke Grey

Shade variation



Slight variation

J.

ELEGANT WHITE

JW09

9 mm

600x1197
24"x48"
LUC / NAT

600x600
24"x24"
LUC / NAT

300x600
12"x24"
LUC / NAT

150x600
6"x24"
LUC / NAT



Stucchi consigliati

Recommended grouts

KERAKOLL	02 Grigio Luce	
MAPEI	111 Grigio Argento	
LATICRETE	88 Silver Shadow	

Shade variation



Slight variation

J.

TREVI

JW18

9 mm

600x1197
24"x48"
LUC / NAT

600x600
24"x24"
LUC / NAT

300x600
12"x24"
LUC / NAT

150x600
6"x24"
LUC / NAT



Stucchi consigliati

Recommended grouts

KERAKOLL	02 Grigio Luce	
MAPEI	111 Grigio Argento	
LATICRETE	88 Silver Shadow	

Shade variation



Slight variation

J.

SUPERWHITE

JW19

6 mm

1200x2780
48"x110"
LUC

9 mm

1200x2400
48"x96"
LUC / NAT

1200x1200
48"x48"
LUC / NAT

600x1197
24"x48"
LUC / NAT

600x600
24"x24"
LUC / NAT

300x600
12"x24"
LUC / NAT

150x600
6"x24"
LUC / NAT

12 mm

1620x3240x12
63"x126"
SLK NO SQ



Stucchi consigliati Recommended grouts

KERAKOLL	02 Grigio Luce	
MAPEI	111 Grigio Argento	
LATICRETE	88 Silver Shadow	

Shade variation



Slight variation

J.

EMPERADOR

SELECTED

JW05

6 mm

1600x3200
63"x126"
LUC

1200x2780
48"x110"
LUC

1600x1600
63"x63"
LUC

9 mm

600x600
24"x24"
LUC / NAT

150x600
6"x24"
LUC / NAT



Stucchi consigliati Recommended grouts

KERAKOLL	05 Antracite	
MAPEI	114 Antracite	
LATICRETE	45 Raven	

Shade variation



Slight variation

J.

BLACK GOLD

JW11

6 mm

1600x3200
63"x126"
LUC

1600x1600
63"x63"
LUC

1200x2780
48"x110"
LUC

9 mm

600x600
24"x24"
LUC / NAT

150x600
6"x24"
LUC / NAT



Stucchi consigliati

Recommended grouts

KERAKOLL	05 Antracite
MAPEI	114 Antracite
LATICRETE	45 Raven

Shade variation



Slight variation

J.

MOONLESS

JW17

6 mm

1600x3200
63"x126"
LUC SQ

1600x1600
63"x63"
LUC

1200x2780
48"x110"
LUC SQ / SLK

9 mm

1200x2400
48"x96"
LUC

1200x1200
48"x48"
LUC

600x1197
24"x48"
LUC / NAT

600x600
24"x24"
LUC / NAT

150x600
6"x24"
LUC / NAT

12 mm

1620x3204x12
63"x126"
SLK NO SQ



Stucchi consigliati

Recommended grouts

KERAKOLL	05 Antracite
MAPEI	114 Antracite
LATICRETE	45 Raven

Shade variation



Slight variation

J.

WALL DECORATION STICKS






Bacchetta Glitter Oro
5x600
1/8"x24"



Bacchetta Glitter Argento
5x600
1/8"x24"


FLOOR DECORATION PATTERN








-  **EMPERADOR SELECTED**
-  **ROYAL**
-  **CALACATTA REALE**



Tozzetto
70x70
2 7/8"x2 7/8"
LUC



Listello
70x600
2 7/8"x24"
LUC





J.

PEZZI SPECIALI SPECIAL TRIMS

WALL

Zoccolo
150x300
6"x12"

Matita
20x300
4/5"x11 3/8"

London
50x300
2"x12"



Zoccolo Ang. Est.
20x150
4/5"x6"

Matita Ang. Est.
20x20
4/5"x4/5"

London Ang. Est.
20x50
4/5"x2"

Spigolo Ang. Est.
10x10
2/5"x2/5"

Spigolo
10x300
2/5"x12"



FLOOR

Gradino A
300x600
12"x24"
NAT-LUC
300x1197
12"x48"
LUC (no JW 05)

Battiscopa
72x600
2 7/8"x24"
NAT-LUC

Gradino G
300x600
12"x24"
NAT



Gradino Ang. B
330x330
13 1/5"x13 1/5"
NAT-LUC

Gradino B
330x600
13 1/5"x24"
NAT-LUC
330x1197
13 1/5"x48"
LUC (no JW 05)

Gradino Ang. B
330x330
13 1/5"x13 1/5"
NAT-LUC

J.

JEWELS

Js

JEWELS SUIT

Riassuntivo formati e imballi

Summary of sizes and packaging

Übersicht über Formate und Verpackungen

Récapitulatif formats et emballages

Sinóptico de formatos y embalajes

Краткая информация о форматах и упаковках

规格和包装概述



1620x3240 64"x128"	1600x3200 64"x128"	1600x1600 64"x64"	1200x2400 48"x96"	1200x2400 48"x96"	1200x2780 48"x110"	1200x1200 48"x48"	1200x1200 48"x48"	600x1197 24"x48"	600x600 24"x24"	300x600 12"x24"	300x600 12"x24"	150x600 6"x24"	1200x2400 48"x96"	Mosaico 36T 300x300 12"x12"	Mosaico 144 300x300 12"x12"	Mosaico 3D 280x280 11 1/8"x11 1/8"	Mos. Decoro 300x300 12"x12"	Listello 70x600 4/8"x2"	Tozzetto 70x70 4/8"x1/8"

Spessore - Thickness	12 mm		6 mm	6 mm	9 mm	9 mm	6 mm	9 mm	9 mm	9 mm	9 mm	9 mm	9 mm	9 mm	9 mm	20 mm								
	LUC NO SQ	SLK NO SQ	LUC SQ	LUC SQ	LUC SQ	NAT SQ	LUC SQ	SLK SQ	LUC SQ	NAT SQ	NAT / LUC SQ	NAT / LUC SQ	NAT / LUC SQ	ST / SQ SQ	NAT / LUC SQ	SLK SQ	LUC SQ	NAT	LUC	LUC	LUC	LUC	LUC	
JW01	-	-	A	A	A	-	A	-	A	-	A	A	A	A	-	A	-	A	A	A	-	A	A	
JW02	-	-	A	A	A	-	A	-	A	-	A	A	A	A	A	A	-	A	A	A	A	A	A	
JW12	-	A*	A	A	A	A	A	-	A	A	A	A	A	A	A	A	A	A	A	A	-	A	A	
JW13	A	A	A	A	A	A	A	A	A	A	A	A	A	A	A	A	A	A	A	-	-	A	A	
JW14	A*	A*	A	A	A	-	A	A	A	-	A	A	A	-	A	-	-	A	A	-	-	A	A	
JW03	-	A	A	A	A	A	A	-	A	A	A	A	A	-	A	-	-	A	A	A	A	A	A	
JW15	-	-	A	A	A	-	A	-	A	-	A	A	A	-	A	-	-	A	A	-	-	A	A	
JW16	-	-	-	-	A	A	A	A	A	A	A	A	A	-	A	-	-	A	A	-	-	A	A	
JW20	-	-	-	-	A	-	A	A	A	-	A	A	A	-	A	-	-	A	A	A	A	A	A	
JW06	-	-	-	-	A	-	-	-	A	-	A	A	A	-	A	-	-	A	A	A	A	A	A	
JW10	-	-	-	-	-	-	-	-	-	-	A	A	A	-	A	-	-	A	A	A	-	A	A	
JW04	-	-	-	-	-	-	-	-	-	-	A	A	A	-	A	-	-	A	A	A	-	A	A	
JW09	-	-	-	-	-	-	-	-	-	-	A	A	A	-	A	-	-	A	A	A	-	A	A	
JW18	-	-	-	-	-	-	-	-	-	-	A	A	A	-	A	-	-	A	A	-	-	A	A	
JW19	-	A	-	-	A	A	A	-	A	A	A	A	A	-	A	-	-	A	A	-	-	A	A	
JW05	-	-	A	A	-	-	A	-	-	-	-	A	-	-	A	-	-	A	A	A	-	A	A	
JW11	-	-	A	A	-	-	A	-	-	-	-	A	-	-	A	-	-	A	A	A	-	A	A	
JW17	-	A	A	A	A	-	A	A	A	-	A	A	-	-	A	-	-	A	A	-	-	A	A	
Peso lordo per scatola Gross weight per box	PLEASE REFER TO MIRAGE.IT											29,14	22,16	25,79	25,79	25,26	PLEASE REFER TO MIRAGE.IT		6	6	4	6	10	16
Pezzi per scatola Pieces for box	PLEASE REFER TO MIRAGE.IT											2	3	7	7	14	PLEASE REFER TO MIRAGE.IT		-	-	-	-	-	-
Mq. scatola Mq. box	PLEASE REFER TO MIRAGE.IT											1,436	1,08	1,26	1,26	1,26	PLEASE REFER TO MIRAGE.IT		-	-	-	-	-	-
Scatole per full pallet Boxes per full pallet	PLEASE REFER TO MIRAGE.IT											35	40	40	40	40	PLEASE REFER TO MIRAGE.IT		-	-	-	-	-	-
Mq./pallet	PLEASE REFER TO MIRAGE.IT											50,26	43,20	50,40	50,40	50,40	PLEASE REFER TO MIRAGE.IT		-	-	-	-	-	-

*Disponibili 2 facce in versione Bookmatch. 2 "Bookmatch" graphics available

A: Available

Shade variation **V2** Slight variation
 NAT **R9** SKID Resistance
 ST/BC/RG **R11** SKID Resistance
 LEED Compliant

NAT / ST / BC / RG heavy foot traffic
 NAT / LUC / ST / BC / RG indoor commercial setting
 NAT / LUC / ST / BC / RG residential settings
 NAT / SLK / LUC / ST / BC / RG walltile
 ST / BC / RG outdoor

NAT: Naturale - Natural
LUC: Lucido - Glossy
ST: Strutturata - Structured
SLK: Silk
BC: Boccidata
RG: Rigata




















	Carpet 600x600 24"x24"	Ramage_1 300x1197 12"x48"	Ramage_2 300x1197 12"x48"	Ramage_3 300x1197 12"x48"	Page 300x1197 12"x48"	Plant 300x1197 12"x48"	Criss 300x1197 12"x48"	Bacc. Glitter Oro/Argento 5x600 1/5"x24"
Spessore - Thickness	LUC							
Superficie - Surface	LUC							
	Carpet JW02 JW03 JW05	—	—	—	—	A	—	ORO - ARGENTO
		—	—	—	—	A	—	
		A	A	A	—	—	—	
		—	—	—	—	—	A	
		—	—	—	—	—	—	
		—	—	—	A	—	—	
Pezzi per scatola Pieces for box	2	2	2	2	2	2	2	10

	Bookmatch A 600x1197 24"x48"	Bookmatch B 600x1197 24"x48"	Bookmatch A 1200x2400 48"x96"	Bookmatch B 1200x2400 48"x96"	Bookmatch A 1200x2780 48"x110"	Bookmatch B 1200x2780 48"x110"	Bookmatch A 1600x3200 63"x126"	Bookmatch B 1600x3200 63"x126"
Spessore - Thickness	9 mm	9 mm	9 mm	9 mm	9 mm	9 mm	6 mm	6 mm
Superficie - Surface	LUC							
	A	A	A	A	A	A	A	A
	—	—	A	A	A	A	A	A
	—	—	A	A	A	A	A	A
Pezzi per scatola Pieces for box	6	10	4	10	6	10	5	10

A: Available
LUC: Lucido - Glossy
 118 •

	Zoccolo 150x300 6"x12"	Zoccolo Ang. Est. 20x150 6"x12"	Matita 20x300 4/5"x12"	Matita Ang. Est. 20x20 4/5"x4/5"	London 50x300 2"x12"	London Ang. Est. 20x50 4/5"x2"	Spigolo 10x300 2/5"x12"	Spigolo Ang. Est. 10x10 2/5"x2/5"
Spessore - Thickness	LUC							
Superficie - Surface	LUC							
	A	A	A	A	A	A	A	A
	A	A	A	A	A	A	A	A
	A	A	A	A	A	A	A	A
	A	A	A	A	A	A	A	A
	A	A	A	A	A	A	A	A
	A	A	A	A	A	A	A	A
	A	A	A	A	A	A	A	A
	A	A	A	A	A	A	A	A
	A	A	A	A	A	A	A	A
	A	A	A	A	A	A	A	A
	A	A	A	A	A	A	A	A
	A	A	A	A	A	A	A	A
	A	A	A	A	A	A	A	A
	A	A	A	A	A	A	A	A
	A	A	A	A	A	A	A	A
	A	A	A	A	A	A	A	A
	A	A	A	A	A	A	A	A
	A	A	A	A	A	A	A	A
Pezzi per scatola Pieces for box	6	10	4	10	6	10	5	10

NAT: Naturale - Natural **LUC:** Lucido - Glossy

	Battiscopa		Gradino A		Gradino G	Gradino B			Gradino Ang. B	
	720x600 27/8"x24"	720x600 27/8"x24"	300x600 12"x24"	300x600 12"x24"	300x600 12"x24"	330x600 131/8"x24"	330x600 131/8"x24"	330x1197 131/8"x48"	330x330 131/8"x131/8"	330x330 131/8"x131/8"
Spessore - Thickness										
Superficie - Surface	LUC	NAT	LUC	NAT	NAT	LUC	NAT	LUC	LUC	NAT
 JW01	A	A	A	A	A	A	A	A	A	A
 JW02	A	A	A	A	A	A	A	A	A	A
 JW12	A	A	A	A	A	A	A	A	A	A
 JW13	A	A	A	A	A	A	A	A	A	A
 JW14	A	A	A	A	A	A	A	A	A	A
 JW03	A	A	A	A	A	A	A	A	A	A
 JW15	A	A	A	A	A	A	A	A	A	A
 JW16	A	A	A	A	A	A	A	A	A	A
 JW20	A	A	A	A	A	A	A	A	A	A
 JW06	A	A	A	A	A	A	A	A	A	A
 JW10	A	A	A	A	A	A	A	A	A	A
 JW04	A	A	A	A	A	A	A	A	A	A
 JW09	A	A	A	A	A	A	A	A	A	A
 JW18	A	A	A	A	A	A	A	A	A	A
 JW19	A	A	A	A	A	A	A	A	A	A
 JW05	A	A	A	A	A	A	A	—	A	A
 JW11	A	A	A	A	A	A	A	—	A	A
 JW17	A	A	A	A	A	A	A	A	A	A
 Pezzi per scatola Pieces for box	10	10	7	7	7	4	4	2	4	4

A: Available
NAT: Naturale - Natural **LUC: Lucido** - Glossy
 120 •





BIG SIZES

6 MM

Mirage® raccomanda l'utilizzo a pavimento di lastre in spessore 6 mm per le sole applicazioni in ambito residenziale, commerciale a traffico leggero e comunque in contesti ove non vi sia passaggio di carichi puntuali pesanti o transito di carrelli a ruote dure.

Le lastre a 6mm, grazie al loro spessore ridotto, sono particolarmente indicate per la posa su pavimenti o rivestimenti preesistenti in marmo, pietra naturale, ceramica, senza la necessità di demolire la pavimentazione sottostante. Tale pavimentazione preesistente dovrà però essere planare, stabile, rigida e priva di rotture. In tutti questi casi sarà necessario valutare attentamente, assieme al progettista della pavimentazione, l'idoneità del sottofondo. In caso di dubbio sarà necessario valutare la necessità della demolizione e/o l'utilizzo di spessori tradizionali

La posa a pavimento su massetto di lastre in 6mm è invece fortemente condizionata dall'esecuzione ottimale dello stesso, dalla sua completa stagionatura, dal rispetto degli opportuni giunti di dilatazione nonché dalla posa a regola d'arte. Pertanto, in questi casi, per maggiore precauzione, Mirage® suggerisce l'utilizzo del gres porcellanato in spessore tradizionale.

In generale, per l'applicazione a pavimento delle lastre in spessore 6mm, l'adesivo (da scegliere insieme al progettista in base alle caratteristiche del cantiere) dovrà essere applicato secondo il metodo della doppia spalmatura, al fine di assicurare la perfetta distribuzione dello stesso e di garantire un'adesione ottimale, evitando la formazione di eventuali vuoti che potrebbero essere causa di rotture.

ACCORGIMENTI SPECIFICI PER L'APPLICAZIONE DELLE GRANDI LASTRE IN 6 MM DI SPESSORE.

PRECAUTIONS FOR 6MM BIG SLABS APPLICATIONS.

SPEZIFISCHE HINWEISE FÜR DIE VERLEGUNG VON 6 MM STARKEN PLATTEN ALS BODENBELAG.

PRÉCAUTIONS NÉCESSAIRES POUR L'APPLICATION AU SOL DE PLAQUES DE 6 MM D'ÉPAISSEUR.

PROCEDIMIENTOS ESPECÍFICOS PARA LA APLICACIÓN COMO PAVIMENTO DE PLACAS DE 6 MM DE ESPESOR.

EN Mirage® stresses that slabs 6 mm in thickness may only be used as flooring in residential and commercial environments that are subject to light traffic, and furthermore, in contexts where there is no circulation of heavy loads or hard-tyre trolleys.

Thanks to the reduced thickness, the 6 mm slabs are a good solution for laying over pre-existing floors or tiling in marble, natural stone or ceramics, and avoid the necessity of demolishing the underlying floor. Such pre-existing flooring must, however, be even, stable, rigid and without breakages. Even if the floor conforms to all the above conditions, it is still necessary, together with the flooring project manager, to evaluate the suitability of the underlying layer. If there are any doubts, the need for demolition and/or the use of traditional thickness must be evaluated.

Successful laying of 6 mm slabs on a screed depends greatly on the skill with which it is laid, on its being left to cure completely and on the careful calculation of the appropriated junctures for dilation as well as being laid with due expertise. As a result, in these cases, Mirage® recommends the use of a traditional thickness porcelain stoneware.

In general, when laying a floor of 6 mm thick slabs, the adhesive (to be selected together with the project manager based on the characteristics of the construction) must be applied using the double bonding technique, aimed at ensuring the perfect distribution of the adhesive to guarantee the best bond, avoiding the presence of any hollows that could cause breakages.

FR Mirage® recommande l'utilisation au sol de plaques de 6 mm d'épaisseur uniquement pour des applications dans un contexte résidentiel et commercial à faible affluence ainsi que dans des contextes dépourvus de passages de charges ponctuelles lourdes ou de chariots à roues dures.

Les plaques de 6 mm d'épaisseur, grâce à leur épaisseur réduite, sont particulièrement adaptées à une pose sur des sols ou des revêtements préexistants en marbre, en pierre naturelle et en céramique, sans impliquer la démolition de la sous-couche. Cette sous-couche préexistante devra toutefois être plane, stable, rigide et privée de ruptures. Il sera dans tous les cas nécessaire d'évaluer attentivement, avec le concepteur du sol, la conformité de la sous-couche. En cas de doute, il sera nécessaire d'évaluer la nécessité de la démolition et/ou l'utilisation d'épaisseurs traditionnelles.

La pose au sol de plaques de 6 mm sur un fond est, au contraire, fortement conditionnée par l'exécution optimale de celui-ci, par son séchage complet, par le respect des joints de dilatation adaptés ainsi que par la pose à effectuer dans les règles de l'art. Ainsi, dans ce cas, pour plus de précaution, Mirage® suggère l'utilisation du grès cérame dans une épaisseur traditionnelle.

En général, pour l'application au sol des plaques de 6 mm d'épaisseur, l'adhésif (à choisir avec le concepteur en fonction des caractéristiques du chantier) devra être appliqué suivant la méthode du double encollage afin de garantir non seulement la répartition parfaite de ce dernier mais aussi une adhérence optimale, en évitant ainsi la formation de vides éventuels qui pourrait provoquer des ruptures.

DE Mirage® empfiehlt die Verwendung von Platten mit Stärke 6 mm als Bodenbelag nur für Anwendungen im Privatbereich und in Gewerbe- und Objektbereichen mit geringer Trittbelastung, oder in Bereichen, in denen zumindest keine Rollwagen mit harten Rädern zum Einsatz kommen oder schwere punktuelle Belastungen auftreten.

Die 6 mm starken Platten eignen sich aufgrund ihrer geringen Stärke besonders für die Verlegung auf bestehenden Bodenbelägen oder Wandverkleidungen aus Marmor, Naturstein, Keramik, ohne dass der darunterliegende Belag zuvor entfernt werden muss. Dieser bereits vorhandene Boden muss jedoch eben, stabil, hart und bruchstark sein. In all diesen Fällen muss die Eignung des Untergrundes gemeinsam mit dem Architekten oder Planer zuvor sorgfältig geprüft werden. Im Zweifelsfall muss die Notwendigkeit einer Entfernung des bestehenden Bodenbelags und/oder die Verwendung herkömmlicher Stärken in Erwägung gezogen werden.

Die Verlegung von 6 mm starken Platten auf Estrich hängt besonders von der optimalen Ausführung des Estrichs selbst, von seiner vollständigen Reifung, der Beachtung der entsprechenden Ausdehnungsfugen sowie der nach den Regeln der Kunst ausgeführten Verlegung ab. Daher empfiehlt Mirage® in diesen Fällen die Verwendung von Feinsteinzeug mit herkömmlicher Stärke.

Im Allgemeinen muss bei der Verlegung von 6 mm starken Platten als Bodenbelag der Klebstoff (der zusammen mit dem Planer nach den Eigenschaften des Verwendungsorts ausgewählt wird) doppelt aufgetragen werden (sowohl auf dem Untergrund als auch auf der Rückseite der Platte), um eine perfekte Verteilung und eine optimale Haftung zu gewährleisten und die Bildung von Hohlräumen zu vermeiden, die zu Bruch führen könnten.

ES Mirage® recomienda la utilización como pavimento de las placas de 6 mm de espesor solo para aplicaciones en ámbito residencial, en ambientes comerciales con tránsito reducido y, en cualquier caso, en contextos sin el paso de cargas pesadas localizadas o tránsito de carretillas con ruedas duras.

Gracias a su reducido espesor, las placas de 6 mm están especialmente indicadas para la colocación sobre pavimentos o revestimientos preexistentes de mármol, piedra natural o cerámica, sin necesidad de demoler la pavimentación sobre la que se apoya. La pavimentación preexistente deberá ser, de cualquier modo, plana, estable, rígida y sin roturas. En todos estos casos, deberá analizarse atentamente, junto con el proyectista de la pavimentación, si la base es adecuada. En caso de dudas, habrá que considerar si es necesaria la demolición y/o la utilización de espesores tradicionales.

La colocación como pavimento sobre solera de las placas de 6 mm dependerá en gran medida de la óptima ejecución de la misma, de su completo curado, de que se respeten las juntas de dilatación necesarias, así como de una colocación adecuada. Para mayor precaución en estos casos, Mirage® sugiere la utilización del gres porcelánico de espesor tradicional.


















En general, para la aplicación como pavimento de las placas de 6 mm espesor, el adhesivo (a elegir junto con el proyectista según las características del lugar de la obra) deberá utilizarse con la técnica del doble encolado, con el fin de garantizar la distribución perfecta del mismo y una óptima adherencia, evitando que se formen posibles vacíos que pudieran ocasionar roturas.

jewels **caratteristiche tecniche**

Technical specifications - Technische Eigenschaften - Caractéristiques techniques

Características técnicas - Технические характеристики

STANDARD EN 14411 - G

CARATTERISTICHE TECNICHE TECHNICAL DATA TECHNISCHE DATEN CARACTERISTIQUES TECHNIQUES CARACTERÍSTICAS TÉCNICAS ТЕХНИЧЕСКИЕ ХАРАКТЕРИСТИКИ 技術特征		NORMA STANDARD NORM NORME NORMA ЗНАЧЕНИЯ 标准	VALORI PRESCRITTI DALLE NORME EN 14411 - G INTERNATIONAL STANDARDS EN 14411 - G INTERNATIONALE NORMWERTE EN 14411 - G VALEURS PREVUES PAR LES NORMES EN 14411 - G VALORES PREVISTOS POR LAS NORMAS EN 14411 - G ПРЕДУСМОТРЕННЫЕ СТАНДАРТОМ EN 14411-G EN 14411 - G标准规定值	VALORE MEDIO MIRAGE MIRAGE AVERAGE VALUE MIRAGE MITTELWERT VALEURS MOYEN MIRAGE VALOR MEDIO MIRAGE СРЕДНЕЕ ЗНАЧЕНИЕ MIRAGE MIRAGE平均值			
CARATTERISTICHE DIMENSIONALI - SIZE CHARACTERISTICS - MASSEIGENSCHAFTEN DETERMINATION DES CARACTERISTIQUES DIMENSIONNELLES - CARACTERÍSTICAS DIMENSIONALES - РАЗМЕРНЫЕ ХАРАКТЕРИСТИКИ - 尺寸特征			NAT (UGL)	ST (UGL)	LUC (GL)	SLK (UGL)	
	LATI SIDES - SEITEN COTES - CANTOS РАЗМЕРЫ СТОРОН - 側边	EN ISO 10545-2	± 0,3% MAX (± 1,0 mm MAX)	CONFORME COMPLYING			
	SPessore THICKNESS - DICKE ÉPAISSEUR - ESPESOR ТОЛЩИНА - 厚度	EN ISO 10545-2	± 5,0% MAX (± 0,5 mm MAX)	CONFORME COMPLYING			
	RETTILINEITÀ DEGLI SPIGOLI STRAIGHTNESS OF SIDES - GERADLINIGKEIT DER KANTEN RECTITUDE DES ARETES - RECTIDUD DE LOS CANTOS КОСОУГОЛЬНОСТЬ - 边角平直度	EN ISO 10545-2	± 0,3% MAX (± 0,8 mm MAX)	CONFORME COMPLYING			
	ORTOGONALITÀ RECTANGULARITY - RECHTWINKLIGKEIT PERPENDICULARITÉ - ORTOGONALIDAD КРИВИЗНА СТОРОН - 直角度	EN ISO 10545-2	± 0,3% MAX (± 1,5 mm MAX)	CONFORME COMPLYING			
	PLANARITÀ SURFACE FLATNESS - EBENFLÄCHIGKEIT PLANEITE DE SURFACE - PLANEIDAD КРИВИЗНА ЛИЦЕВОЙ ПОВЕРХНОСТИ - 平整度	EN ISO 10545-2	± 0,4% MAX (± 1,8 mm MAX)	CONFORME COMPLYING			
	ASSORBIMENTO D'ACQUA WATER ABSORPTION - WASSERAUFNAHME ABSORPTION D'EAU - ABSORCIÓN DE AGUA ВОДОПОГЛОЩЕНИЕ - 吸水率	EN ISO 10545-3	≤ 0,5%	≤ 0,1%	≤ 0,1%	≤ 0,1%	≤ 0,1%
	RESISTENZA ALLA FLESSIONE FLEXION RESISTANCE - BIEGEFESTIGKEIT RESISTANCE A LA FLEXION - RESISTENCIA A LA FLEXIÓN ПРЕДЕЛ ПРОЧНОСТИ ПРИ ИЗГИБЕ - 抗弯强度	EN ISO 10545-4	S ≥ 700 N (< 7,5 mm) S ≥ 1.300 N (> 7,5 mm) R ≥ 35 N/mm ² .	≠ 6 mm: S≥1.300 N R≥50 N/mm ² ≠ 9 mm: S≥2.500 N R≥50 N/mm ² ≠ 12 mm: S≥4.500 N R≥49 N/mm ²			
	RESISTENZA ALL'URTO IMPACT RESISTANCE - STOSSFESTIGKEIT RESISTANCE AUX CHOCS - RESISTENCIA A LOS GOLPES УДАРОСТОЙКОСТЬ - 抗冲击强度	EN ISO 10545-5	VALORE DICHIARATO DECLARED VALUE	> 0,89	> 0,89	> 0,89	> 0,89
	RESISTENZA ALL'ABRASIONE ABRASION RESISTANCE - ABRIEBFESTIGKEIT RESISTANCE A L'ABRASION - RESISTENCIA A LA ABRASIÓN СТОЙКОСТЬ К ИСТИРАНИЮ - 耐磨强度	EN ISO 10545-6	≤ 175 mm ³	<150 mm ³	<150 mm ³	<150 mm ³	<150 mm ³
	COEFFICIENTE DI DILATAZIONE TERMICA LINEARE COEFFICIENT OF LINEAR THERMAL-EXPANSION - LINEARER WÄRMEAUDEHNUNGSKOEFFIZIENT COEFFICIENT DE DILATATION THERMIQUE LINEAIRE - COEFICIENTE DE DILATACIÓN TÉRMICA LINEAL КОЭФФИЦИЕНТ ЛИНЕЙНОГО ТЕРМИЧЕСКОГО РАСТЯЖЕНИЯ - 线性热膨胀系数	EN ISO 10545-8	—	α 6,2x10 ⁻⁶ °C ⁻¹	α 6,2x10 ⁻⁶ °C ⁻¹	α 6,2x10 ⁻⁶ °C ⁻¹	α 6,2x10 ⁻⁶ °C ⁻¹
	RESISTENZA AGLI SBALZI TERMICI RESISTANCE TO THERMAL SHOCKS - BESTÄNDIGKEIT GEGEN TEMPERATURSCHWANKUNGEN RESISTANCE AUX CHOCS THERMIQUES - RESISTENCIA A LOS CHOQUES TÉRMICOS СТОЙКОСТЬ К ПЕРЕПАДАМ ТЕМПЕРАТУРЫ - 耐热突变性	EN ISO 10545-9	TEST SUPERATO SECONDO EN ISO 10545-1 PASS ACCORDING EN ISO 10545-1	NESSUN DANNO NO DAMAGE			
	RESISTENZA AL GELO FROST RESISTANCE - FROSTBESTÄNDIGKEIT RESISTANCE AU GEL - RESISTENCIA AL HIELO МОРОЗОСТОЙКОСТЬ - 耐冻性	EN ISO 10545-12	TEST SUPERATO SECONDO EN ISO 10545-1 PASS ACCORDING EN ISO 10545-1	NESSUN DANNO NO DAMAGE			
	RESISTENZA ALL'ATTACCO CHIMICO RESISTANCE TO CHEMICALS - CHEMIKALIENBESTÄNDIGKEIT RESISTANCE A L'ATTAQUE CHIMIQUE - RESISTENCIA QUÍMICA ХИМИЧЕСКАЯ СТОЙКОСТЬ - 耐化学品作用	EN ISO 10545-13	B MIN.	A LA HA	A LA HA	A LA	A LA HA
	RESISTENZA ALL'ABRASIONE SUPERFICIALE SURFACE ABRASION RESISTANCE - ABRIEBFESTIGKEIT DER OBERFLÄCHE RESISTANCE À L'ABRASION SUPERFICIELLE - RESISTENCIA A LA ABRASIÓN SUPERFICIAL ХИМИЧЕСКАЯ СТОЙКОСТЬ - 耐表面磨损	EN ISO 10545-7	—	PEB5 (JW01-02-03-04-09-10-12-13-14-15-16-18) PEB4 (JW07-08-19) PEB3 (JW05-06-11-17-20)			
	DUREZZA MOHS MOHS HARDNESS - HÄRTE MOHS DURETÉ MOHS - DUREZA DE MOHS ТВЕРДОСТЬ ПО МООСУ - 莫氏硬度	-	VALORE DICHIARATO DECLARED VALUE	6	6	5	6
	RESISTENZA ALLE MACCHIE RESISTANCE TO STAINS - FLECKENBESTÄNDIGKEIT RESISTANCE AUX TACHES - RESISTENCIA A LAS MANCHAS УСТОЙЧИВОСТЬ К ПЯТНООБРАЗОВАНИЮ - 防污性	EN ISO 10545-14	VALORE DICHIARATO DECLARED VALUE	5	5	5	5
	SCIVOLOSITÀ SKID RESISTANCE - RUTSCHWERT GLISSANCE - ADHERENCIA СКОЛЬЗКОСТЬ - 防滑性			NAT	ST	LUC	SLK
	DM. 236/89 BCRA		> 0,40	> 0,40 *	-	-	-
	ASTM C1028		Dry SCOF > 0,60	-	-	-	-
	ASTM C1028		Wet SCOF > 0,60	-	-	-	-
	ANSI A137.1		Wet DCOF > 0,42	-	-	-	-
	AS 4586:2013		-	P1 *	-	-	-
	DIN 51130		-	R9 *	R10	-	-
	DIN 51097		-	A *	-	-	-
	ENV 12633		≥ CL1	CL1 *	-	-	-
	UNI EN 13036-4:2011		≥ 36	-	-	-	-

Per i certificati specifici, contattare Mirage SpA - For specific certificates, please contact Mirage SpA - Für die speziellen Zertifikate wenden Sie sich bitte an Mirage SpA - Pour les certificats spécifiques, veuillez contacter Mirage SpA - Para los certificados específicos, contactar Mirage SpA - Для сертификатов обращайтесь в компанию Mirage SpA - 关于具体的证书,请联系Mirage Spa公司

* NO JW01-02-03-09-12



Made in Italy

www.mirage.it



Mirage.it

Mirageit

Mirage Granito Ceramico S.p.a.

41026 - Pavullo (MO) ITALY - Via Giardini Nord, 225
Tel. +39 0536 29611 - Fax +39 0536 21065
info@mirage.it - www.mirage.it

Mirage Project Point

20121 - Milano ITALY
Via Marsala, 7
Tel. +39 02 65560879

projectpoint-mi@mirage.it
www.mirageprojectpoint.com/milano

Mirage USA INC.

618 Grassmere Park Dr - Suite 1-2
Nashville - Tennessee (TN) - 37211
Ph. +1 615 834 3888
TAX ID: 75 2773306

info@mirageusa.net
www.mirageusa.net

Mirage Project Point Dubai

Building 5 - Suite B101
d3 Dubai Design District
United Arab Emirates
Ph. +971 4 554 3944
Licence No. 93659

projectpoint-uae@mirage.it
www.mirageprojectpoint.com/dubai